


Tree House Kids Club



**CONGRATULATIONS TO OUR
TREEHOUSE KIDS CLUB 2024
HOLIDAY STOCKING WINNERS!**



Easton




Layla



Lauren



James



MLK Day Labyrinth January 15th 1929

Can you navigate your way through the maze?

PEACE

MARTIN LUTHER KING JR. DAY

Martin Luther King Jr. Day is January 20, 2025



Color by NUMBER

BLACK	= 1	PURPLE	= 3	WHITE	= 5
GREY	= 2	PINK	= 4	GREEN	= 6

Tree House Kids Club Rewards...


- ➔ Don't forget to bring in your report card. For every "A" or equivalent, you get your name in a drawing for a \$10 gift card.
- ➔ Every deposit of \$5 or more, you get a pick from the treasure chest!

WINTER WORD SEARCH

Y P U O E H F S C W E F B O O T S A
 X U S K Y R D X O L H N C E O R F G
 B O C T K M V A E D B S K O J M W J
 C R A Y E X E C R R V A Y B H P G A
 H G R J W L A U S K L B C M N G G A C
 B A F E C L X D X F H W A N B N O K
 E R T I P F L Z W V K E N M E N R E
 G M C E Y R S O W Y S E C Z A B N T
 F I R U N E N M O C Z D O M S L R V
 F I B T I S H I I C U R W S N I I I
 F G H R Z E D T I D F O I R O Z Y L
 O D R C E T M T G T N X Y Y W Z Z P
 Q E O J O A Q E Y S M D W G C A X Y
 B O X B O S Y N R C E T O Z O R M M
 P L G C A A V S H L A Q T I L D A M
 E X O K W I C E S K A T E E D X L A
 J C D C A X C A T H C D J P Z T P V
 S B E F D R E E K P L O W T W G N K

BERRIES COLD HAT JACKET SLED
 BLIZZARD DARK ICE MITTENS SNOW
 BOOTS FIREPLACE ICESKATE PLOW SNOWFLAKE
 COCOA FROZEN ICICLE SCARF SNOWMAN

www.cutecoloringpagesforkids.com



Hey kids! Find the hidden apple in this newsletter by March 15th. Bring the newsletter in and pick a prize from the treasure chest!



2025 SAVINGS CHALLENGE:

(fill in the blank)

By the end of 2025, I will save \$ _____ in my account!

Food Fun



LOVE-MALLOWS

Enjoy them yourself, and share them with all of your Valentines!



Ingredients:

- 1 Bag of Large Marshmallows
- 1 Bag of Chocolate Chips
- White, Pink, and Red Sprinkles
- Sucker Sticks
- Chocolate Coated Candies

Instructions:

1. Melt down the chocolate into a bowl & set aside.
2. Insert a sucker stick into the center of each marshmallows.
3. Dip the marshmallows into the melted chocolate. (You can dip the whole marshmallow or just half - see picture.)
4. Place a desired amount of sprinkles onto a plate and then roll the chocolate part of the marshmallows over the sprinkles.
5. Place your finished treats into a deep glass or vase filled with the chocolate coated candies.

~ HAPPY VALENTINE'S DAY!

Color Me!

HAPPY ST. PATRICK'S DAY



MondayMandala.com